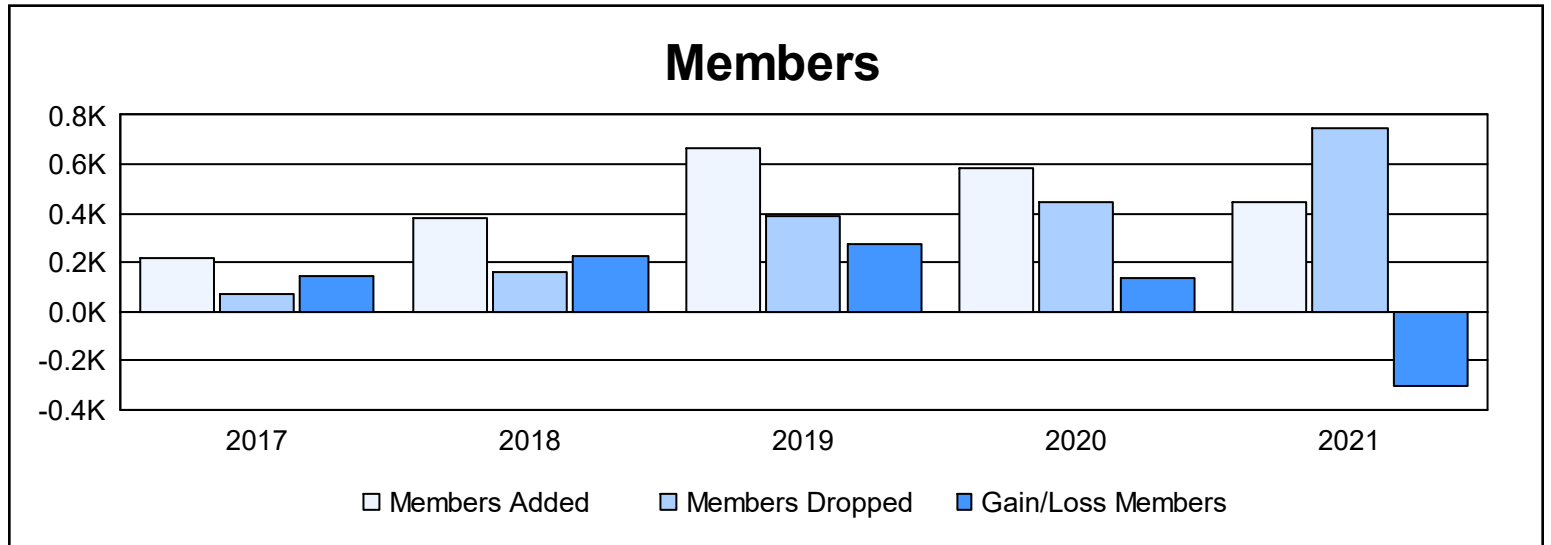
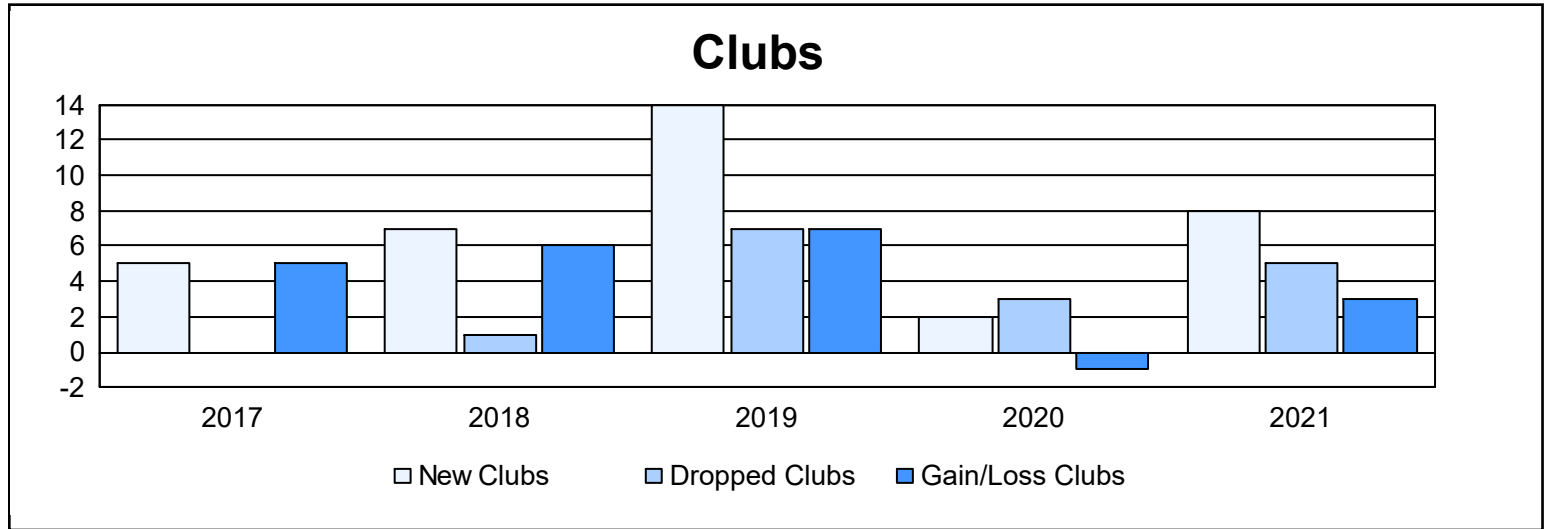
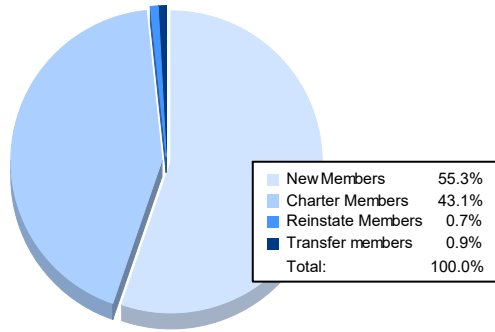


| Year | New Clubs | Dropped Clubs | Gain/ Loss Clubs | New Members | Charter Members | Reinstate Members | Transfer Members | Total Member Added | Total Members Dropped | Gain/ Loss Members |
|----------------|-----------|---------------|------------------|-------------|-----------------|-------------------|------------------|--------------------|-----------------------|--------------------|
| 2016-2017 | 5 | 0 | 5 | 72 | 139 | 8 | 1 | 220 | 72 | 148 |
| 2017-2018 | 7 | 1 | 6 | 160 | 224 | 0 | 0 | 384 | 158 | 226 |
| 2018-2019 | 14 | 7 | 7 | 214 | 435 | 11 | 4 | 664 | 392 | 272 |
| 2019-2020 | 2 | 3 | -1 | 406 | 138 | 34 | 2 | 580 | 442 | 138 |
| 2020-2021 | 8 | 5 | 3 | 245 | 191 | 3 | 4 | 443 | 749 | -306 |
| Average | 7 | 3 | 4 | 219 | 225 | 11 | 2 | 458 | 363 | 96 |



Membership Composition June 2021 Cumulative



Gender Composition June 2021 Cumulative

